



Teaching Learning Succeeding

Subject: English Language Arts

Grade Level: Elementary School

DI Strategy: Challenge by Choice/Anchor Example

Comma Review Challenge by Choice

***Note to User: An anchor is not a strategy in and of itself, but a critical component in effectively managing a DI classroom. The anchor example is shown below in bold.**

After completing lessons and practice on the proper use of commas, students were given the opportunity to work on the areas of comma usage they felt were their weakest. Students were asked to complete a self evaluation on their understanding of the use of commas. Students were also given a teacher evaluation of their progress based on the work they had done so far that week. Using both their self and teacher evaluations, students ranked the order in which they would complete the sections in the Challenge by Choice Grammar Review Packet. As students completed each section of the Challenge by Choice packet they were to check their answers with the answer keys posted around the room. I walked around the room monitoring which students needed additional help.
















Anchor Activity: Once students had completed the initial sections of the review packet, they were able to move onto the “Challenge” portion of the packet for more advanced comma review.



Name: _____

Grammar Sentences of the Week Self-Evaluation

Directions: Shade the face that best represents how well you believe you have mastered each grammar rule.

Rule #1: Use commas to separate items in a series.			
Rule #2: Use a comma before a FANBOYS word when there is a complete sentence on either side of it.			
Rule #3: Use a comma after introductory words and phrases.			
Rule #4: Use commas when directly addressing someone/something.			
Rule #5: Use commas to set off extra information about a noun (appositives).			



Name: _____

Grammar Sentences of the Week Results

Rule #1: Use commas to separate items in a series.			
Rule #2: Use a comma before a FANBOYS word when there is a complete sentence on either side of it.			
Rule #3: Use a comma after introductory words and phrases.			
Rule #4: Use commas when directly addressing someone/something.			
Rule #5: Use commas to set off extra information about a noun (appositives).			

Order I will complete the rules (based on results above) in Challenge by Choice packet:

1. _____
2. _____
3. _____
4. _____
5. _____



Challenge by Choice Grammar Review

RULE 1 – COMMAS TO SEPARATE ITEMS IN A SERIES

Part A - Directions: Add commas needed. When you're finished, check your answers with Answer Key 1A.

1. My little brother likes to draw castles dragons and horses.
2. This project is fun easy fast and inexpensive.
3. I finished my dinner brushed my teeth combed my hair and ran out the door.
4. I chose the gift Mike wrapped it and Gina gave it to Kelly.
5. My interests include cooking dogs baking and shopping.

Part B - Directions: Write your own sentence that uses commas to separate items in a series. Circle the different items you are listing. When you're finished, check your answer with Answer Key 1B.



RULE 2 - USE A COMMA BEFORE A FANBOYS WORD IF THERE IS A COMPLETE SENTENCE ON EITHER SIDE.

Part A - Directions: Circle the FANBOYS word in each sentence, then add commas as needed. If the sentence is correct as is, write a C at the beginning of the sentence. When you're finished, check your answers with Answer Key 2B.

1. Field hockey is an exciting sport but I like soccer even better.
2. I called my friends and told them all about my trip to New York.
3. The sailboat was almost hidden by the fog yet we could see part of the mast.
4. I bought a new skirt but I haven't worn it yet.

5. I am going to go to California and Colorado.

Part B - Directions: Write your own sentence that uses a comma before a FANBOYS word when there is a complete sentence on either side. Circle the FANBOYS word. When you're finished, check your answer with Answer Key 2B.



RULE 3 - COMMAS AFTER INTRODUCTORY WORDS AND PHRASES

Part A - Directions: Add commas as needed. If the sentence is correct as is, write a C at the beginning of the sentence. When you're finished, check your answers with Answer Key 3A.

1. In the corner of the room a night light showed the way to the door.
2. Because the snow cover was so thin the deer had no trouble finding food.
3. Yes I can come to the party on Friday.
4. Therefore pit bulls should not be pets.
5. When I was little I loved watching cartoons.

Part B - Directions: Write your own sentence that uses a comma after an introductory word or phrase. Circle the introductory word or phrase. When you're finished, check your answer with Answer Key 3B.



RULE 4 - COMMAS WHEN DIRECTLY ADDRESSING SOMEONE/SOMETHING

Part A - Directions: Add commas as needed. If the sentence is correct as is, write a C at the beginning of the sentence. When you're finished, check your answers with Answer Key 4A.

1. Please raise your hand Helen when you want to speak.
2. Andrea when are you leaving for Detroit?
3. Duke siti
4. We're going to learn to cut and paste kids!
5. Thank you Billy for helping to pass out papers.

Part B - Directions: Write your own sentence that uses commas to directly address someone/something. Circle the person being addressed/talked to. When you're finished, check your answer with Answer Key 4B.



Rule 5 – Commas to Set Off Extra Information (Appositives)

Part A - Directions: Add commas as needed. If the sentence is correct as is, write a C at the beginning of the sentence. When you're finished, check your answers with Answer Key 5A.

1. Chuck Yeager an American pilot broke the sound barrier in 1947.
2. Elaine who swims well wants to be a lifeguard.
3. My jacket a windbreaker fits well.
4. Thomas Jefferson author of the Declaration of Independence did a great service to his country.
5. Appositives words that rename or describe the noun that comes before them can be challenging to punctuate.

Part B - Directions: Write your own sentence that uses commas to add information about a noun. Circle the appositive phrase. When you're finished, check your answer with Answer Key 5B



CHALLENGE SECTION:

Part A - Directions: List all of the FANBOYS words. When you're finished, check your answer with Challenge Answer Key 1.

F -

A -

N -

B -

O -

Y -

S -

Part B - Directions: Write a paragraph that uses all 5 of the comma rules. It can be about the topic of your choice.

Part C - Directions: Make a poster on a separate piece of paper that displays one of the comma rules. It should include the rule, an example sentence, and grab attention!