



## Challenge by Choice

### What is it?

Choices for review activities for students based on areas of need as determined by self-assessment or teacher's assessment

Basic model guidelines:

- If you have a review packet, you may need to modify it into content sections
- Ensure the review packet is arranged in sections by concept/skill
- Provide students with a simple self-assessment that covers each of the skills in the review packet
- Students who identify areas of weaknesses on the formative assessment may begin working on sections of the review that align with their identified areas of weakness (choosing by readiness)
- Students who identify zero weaknesses on the formative assessment may choose to begin with any section of the packet (choosing by interest)

### Critical Attributes

- Based on prior assessment and, when possible, student self-assessment
  - Offers students choice on how to spend time reviewing for a test/quiz based on their greatest area(s) of need
  - Engages students at the correct level of difficulty
- 

### Why use it?

- Provides students with an opportunity to spend review time on their greatest area of needs
  - Allows students choice, promoting motivation and engagement
- 






















### What are the guidelines for successfully implementing this strategy?

- Model how to self-assess; provide specific criteria for self-assessment
- Provide clear instructions for each of the activities in the review
- Provide Anchor activities for students who may finish the review early
  - Ex: "Study on your own by writing and answering an essay question you think may be on the test."
  - Ex: "Create flashcards for terms from the review packet that you can use to study tonight."



# Challenge by Choice Results Page

After completing the Targeted Check on the following, rate yourself based on the number you had correct for each section.

Content Topics	Got it! 3/3	Getting There! 2/3	Going To Get it! <2/3	Self Assess- Level of Implementation
Q. #1 - #3 DI / A R E <sup>SM</sup>				  
Q. #4 - #6 Management / Individual Accountability				  
Q. #7 - #9 Targeted Check				  
Q. #10 - #12 Anchors				  
Q. #13 - #15 Scaffolding				  
Q. #16 - #18 Split Screen				  
Q. #19 - #21 Tiering				  

<p><b>Step One:</b> Based on your assessment data, rank the top three areas you will review. (Use the digital form with the edpuzzle links from the Links Page to review.)</p> <p>1. _____</p> <p>2. _____</p> <p>3. _____</p>	<p><b>Step Two:</b> Create a lesson for your classroom based on one of the strategies you just reviewed. Use the Lesson Production Guide on p. 68 for assistance.</p> <p><b>Anchor options:</b></p> <ol style="list-style-type: none"> <li>Explore CbC examples in the Toolkit at <a href="http://www.TLSLLC9.com">www.TLSLLC9.com</a></li> <li>Continue to work on the DI project/lesson you have started.</li> </ol>
--	--